



WEEKLY REPORT

NGX MARKET REPORT, WEEK ENDED 19TH JUNE, 2026

KEY MARKET STATISTICS	Wk24[19/06/26]	Wk23[11/05/26]	WTD Change
NGX-ASI	235,941.27	244,783.74	↓ 3.59%
Mkt Cap (₦ Trn)	151.327	156.970	↓ 3.59%
Volume (Bn)	3.075	4.964	↓ 38.05%
Mkt Turnover (₦ Bn)	254.614	207.521	↑ 22.69%
No of Deals	287,157	285,966	↑ 21.69%

KEY ECONOMIC INDICATORS	
INFLATION	15.69
MPR	26.50
GDP (Q1-2026)	3.89
PMI(APRIL)	49.40

Source: NGX, NBS, CBN, APT Research

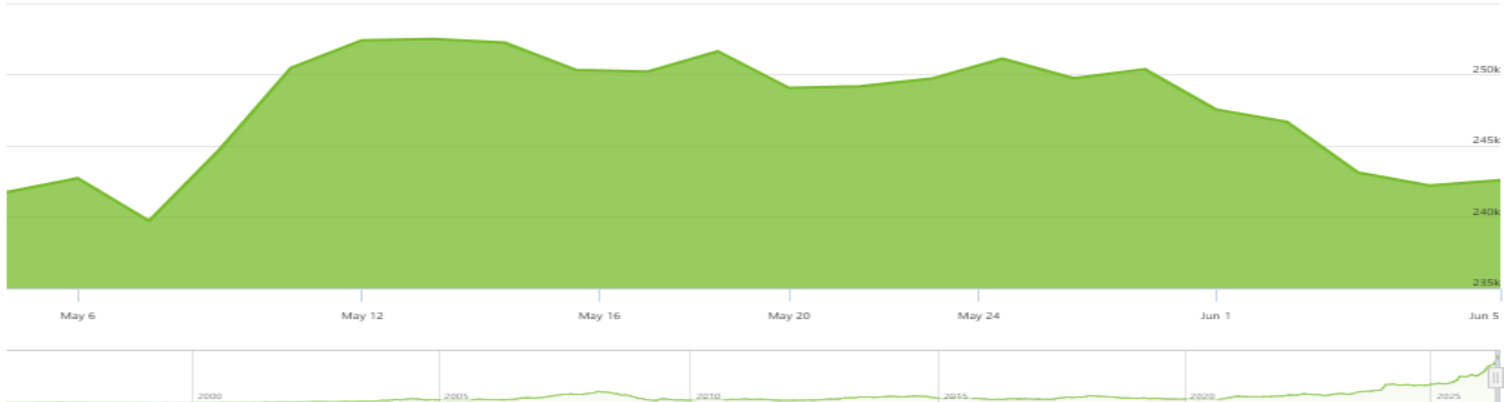
EQUITY

During the week, investors executed a total of 287,157 transactions on the floor of the Exchange, involving 3.075 billion shares valued at ₦254.614 billion. This represents a mixed performance when compared to the previous week's 285,966 deals, which saw 4.964 billion shares traded at a total value of ₦207.521 billion; this marks a 33.05% decline in trading volume, however transaction value increased by 22.69% and the total number of deals traded rose by 21.69%. In the review period, the Financial Services Industry dominated the market as they led market activity by volume, with a total of 2.074 billion shares traded at a value of ₦64.490 billion across 121,981 deals. This sector accounted for 67.44% of the total equity turnover volume and 25.33% of the overall value. The Services Industry followed with 175.743 million shares worth ₦2.759 billion in 19,590 deals. Third place was the Consumer Goods Industry, with recording a turnover of 133.375 million shares worth ₦12.680 billion in 30,730 deals.

Access Holdings Plc, Sterling Financial Holdings Company Plc and Jaiz Bank Plc were the top three equities by volume, with 819.234 million shares worth ₦12.247 billion in 21,809 deals. They accounted for 26.64% of total equity turnover volume and 4.814% of total value.

INDEX MOVEMENT

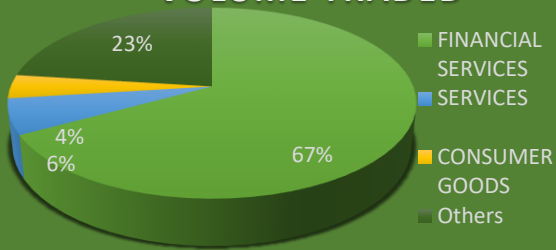
The NGX All-Share Index depreciated by 3.59% during the week, closing at 235,941.27 points. Concurrently, overall market capitalization decreased by same margin to settle at ₦151.327 trillion. Similarly, all other indices finished lower with the exception of NGX Sovereign Bond which closed flat.



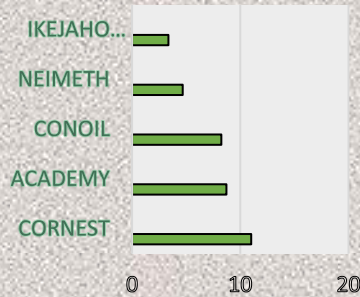
SUMMARY OF PRICE CHANGES

During the week, eleven (11) equities appreciated in price during the week, lower than forty (40) equities in the previous week. Seventy-eight (78) equities depreciated in price, higher than fifty-three (53) equities in the previous week, while fifty-seven (53) equities remained unchanged, higher than fifty-three (53) recorded in the previous week.

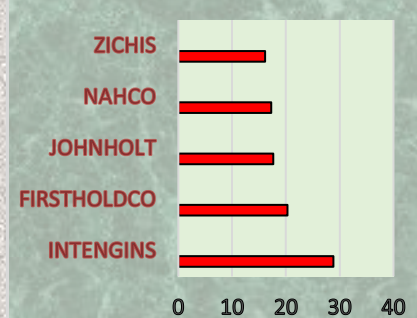
DISTRIBUTION OF VOLUME TRADED



TOP WEEKLY GAINERS



TOP WEEKLY LOSERS



INDEX	W-T-D (%)	M-T-D (%)	Q-T-D (%)	Y-T-D (%)
NGX All-Share-Index	-3.598	-5.77	17.22	51.62
NGX Consumer Goods Index	-1.61	-4.24	7.72	18.14
NGX Insurance Index	-7.22	-7.49	-5.11	-1.75
NGX Industrial Goods Index	-4.11	-9.25	26.64	95.79
NGX Banking Index	-10.49	-12.73	10.60	35.77
NGX Oil/Gas Index	-1.06	-5.72	28.56	111.13

MOST TRADED BY VALUE

SYMBOL	VALUE (₦)
DANGCEM	86,950,703,297.60
ARADEL	25,842,440,206.10
MTNN	24,885,908,523.70
GTCO	16,845,127,399.95
ZENITHBANK	13,589,573,701.55

MOST TRADED BY VOLUME

SYMBOL	VOLUME
ACCESSCORP	362,485,346
STERLINGNG	298,266,355
JAIZBANK	158,482,134
FIRSTHOLDCO	152,881,353
GTCO	127,886,844

Source: NGX, APT Research

BONDS

The Bonds market recorded a total of 151,573 units valued at ₦160.590 million were traded this week across 34 deals, representing an increase from the 61,816 units worth ₦63.250 million exchanged in 32 deals last week.

While, FGSUK2032S7 recorded the largest volume of 60,816 units, valued at ₦59,591,061.56 in just one trade.

PRICE ADJUSTMENT

S/N	SECURITY	EX-DIV DATE	CLOSE PRICE	DIVIDEND	BONUS	EX-DIV PRICE
1	UACN PLC	12-06-26	₦182.00	₦1.00	NIL	₦181.00
2	Ecobank Transnational INC. Plc	15-06-26	₦97.40	₦2.18	NIL	₦95.22
3	FCMB Group Plc	16-06-26	₦11.50	₦0.35	NIL	₦11.15
4	Airtel Africa Plc	18-06-26	₦4,021.20	₦58.58	NIL	₦3,962.62
5	Dangote Cement Plc		₦1,155.00	₦45.00	NIL	₦1,110.00
6	CHAMS Holding Company Plc	19-06-26	₦4.01	₦0.03	NIL	₦3.98

Source: NGX, APT Research

NASD OTC MARKET REPORT, WEEK ENDED 19TH JUNE, 2026

PARAMETER	CURRENT	PREVIOUS	CHANGE (%)
DEALS EXECUTED	142	136	▲ 4.41
MARKET CAPITALIZATION (TRN)	₦2.55	₦2.62	▼ 2.79
NSI	4,252.73	4,375.01	▼ 2.79
VALUE TRADED	₦304,773,961	₦163,204,583	▲ 86.74
VOLUME TRADED	6,219,373	5,037,717	▲ 23.46

MARKET ACTIVITY

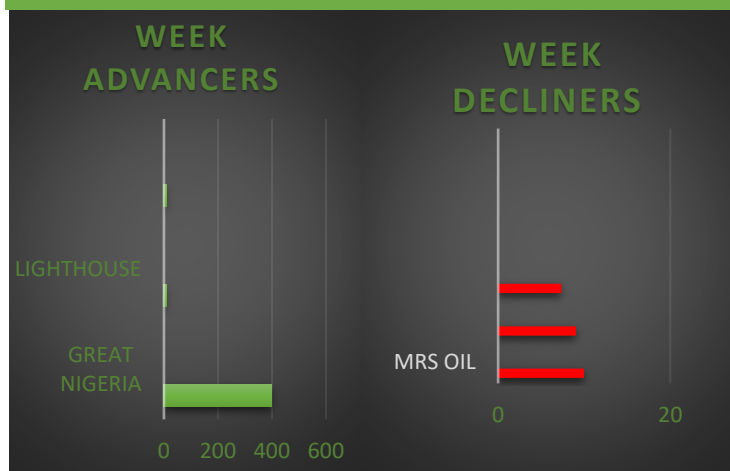
The market ended with a mixed performance this week. Trading volume appreciated significantly by 23.46%, reaching 6,219,373 units an increase from 5,037,717 units. While, trade value grew by 86.74%, to close at ₦304,773,961, also deal activity increased with 142 trades executed, reflecting a significant 4.41% rise compared to the 136 trades recorded in the previous session.

INDEX MOVEMENT

However, the NASD Securities Index depreciated by 2.79% to close at 4,252.73 points, a decrease from the prior level of 4,375.01 points. Market capitalization also decreased by same margin, ending the session at ₦2.55 trillion, from the ₦2.62 trillion recorded previously.

MOST TRADED BY VALUE AND VOLUME

UBN PROPERTY COMPANY PLC emerged as the top traded stock in terms of volume posting 2,663,846 units and CENTRAL SECURITIES CLEARING SYSTEM (CSCS) PLC turned out as the top traded in value to close at ₦93,928,043.



Source: NGX, APT Research

SYMBOL	VOLUME
GEO-FLUIDS PLC	2,166,666
CSCS PLC	1,459,890
FOOD CONCEPTS PLC	802,855

SYMBOL	VALUE (₦)
FRIESLAND CAMPINA WAMCO NIG. PLC	123,945,020
CSCS PLC	122,404,877
MRS OIL NIGERIA PLC	28,614,004.60

