



WEEKLY REPORT

NGX MARKET REPORT, WEEK ENDED 13TH JUNE, 2025

KEY MARKET STATISTICS	Wk50[13/12/24]	Wk49[06/12/24]	WTD Change
NGX-ASI	115,429.54	114,616.75	↑ 0.71%
Mkt Cap (₦ Trn)	72.788	72.275	↑ 0.71%
Volume (Bn)	2.057	3.214	↓ 36.00%
Mkt Turnover (₦ Bn)	51.015	76.348	↓ 33.18%
No of Deals	65,016	64,156	↑ 1.34%

KEY ECONOMIC INDICATORS	
INFLATION	23.71
MPR	27.50
GDP (Q4-2024)	3.84
PMI (MAY)	52.10

Source: NGX, NBS, CBN, APT Research

EQUITY

Despite the shortened trading session observed in the week, owing to the public holidays declared by the Federal Government to commemorate Eid-el-Kabir and Democracy Day celebrations, the two sessions of gain and one decline session were sufficient to propel the market to a new high, surpassing previous achievements, as a surge in investor positive momentum occurred. Counters like Oil and Gas, Industrial Goods, and Consumer Goods demonstrated strong performance, while the Banking Sector flattened, as the Insurance counter closed in the red. Trading activity for the week totaled 2.057 billion shares worth ₦51.015 billion in 65,016 deals. This is in contrast to the prior week, which saw trading volume of 3.214 billion shares valued at ₦76.348 billion in 64,156 deals.

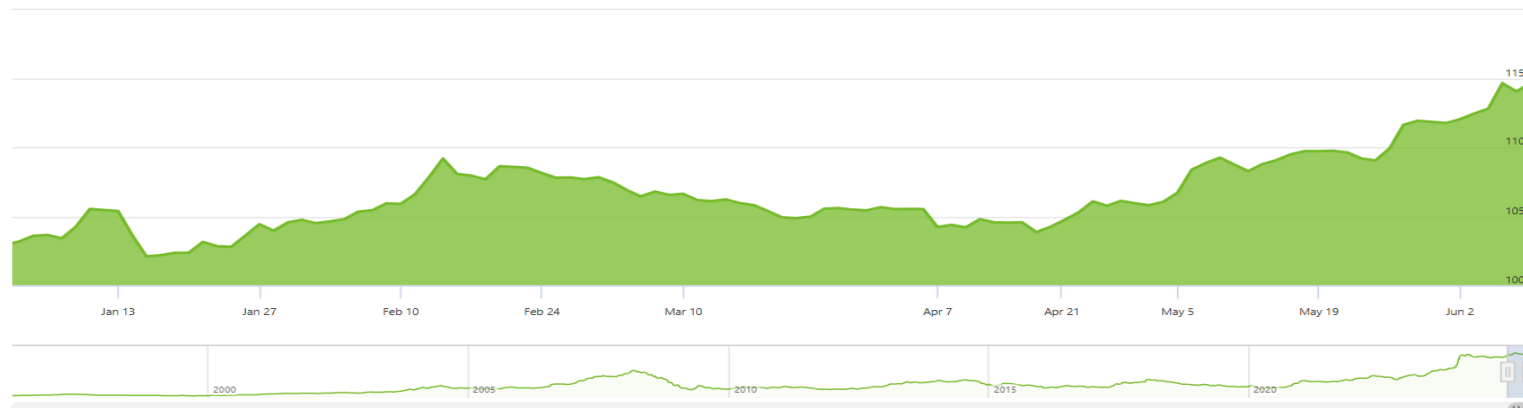
Industry-wise, Financial Services dominated trading activity with 1.060 billion shares worth ₦26.371 billion in 27,201 deals, representing 51.55% of total volume and 51.69% of total value. The Service Industry and Consumer Goods Industry followed, with trading volumes of 490.276 million shares (worth ₦1.586 billion) and 122.795 million shares (worth ₦5.841 billion), respectively.

Tantalizer Plc, Access Holdings Plc, and Zenith Bank Plc were the top three equities by volume, with 693.553 million shares traded worth ₦9.957 billion in 7,661 deals. They accounted for 33.72% of total equity turnover volume and 19.52% of total value.

INDEX MOVEMENT

In further runs, the NGX All-Share Index reached a new high, appreciating by 0.71% to 115,429.54 points. This supported market capitalization, which closed the week at ₦72.788 trillion.

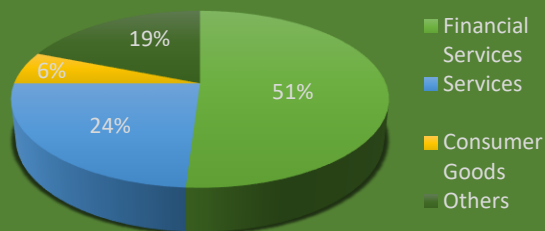
In the same vein, all other indices finished higher with the exception NGX Commodity, NGX Oil & Gas, NGX MERI Value, NGX AFR Div Yield and NGX Insurance Indices, which declined by 1.41%, 1.22%, 0.81%, 0.61%, and 0.11%. Meanwhile NGX AseM and NGX Banking Indices closed flat.




SUMMARY OF PRICE CHANGES

The market exhibited an expansionary trend, with 55 equities appreciating in price, up from 53 in the previous week. Conversely, 39 equities depreciated, down from 43. Meanwhile, 54 equities remained unchanged, increasing from 52 in the prior week.

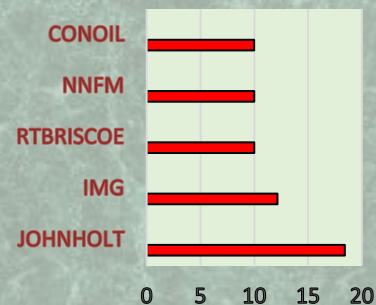
DISTRIBUTION OF VOLUME TRADED



TOP WEEKLY GAINERS



TOP WEEKLY LOSERS



INDEX	W-T-D (%)	M-T-D (%)	Q-T-D (%)	Y-T-D (%)
NGX All-Share-Index	0.71	3.30	9.25	12.15
NGX Banking Index	0.00	4.69	5.02	12.32
NGX Corporate Governance	0.06	4.54	8.35	15.86
NGX Premium Index	1.36	7.36	8.71	13.77
NGX Pension Index	0.95	4.46	14.42	21.12
NGX Consumer Goods	1.32	3.68	35.90	42.50

MOST TRADED BY VALUE

SYMBOL	VALUE (₦)
GTCO	7,057,587,269.55
ZENITHBANK	5,708,595,608.45
ARADEL	3,100,390,877.70
UBA	2,918,813,201.75
NB	2,685,269,063.30

MOST TRADED BY VOLUME

SYMBOL	VOLUME
TANTALIZER	434,663,815
ACCESSCOR	146,169,615
ZENITHBANK	112,719,714
GTCO	99,520,283
FIDELITYBK	81,977,614

Source: NGX, APT Research

BONDS

Bond market activity showed significant improvement, with 38,597 units valued at N37.5 million traded, up from 17,023 units worth N12.5 million the previous week. This translates to a 126.7% increase in volume and over 200% increase in value. However, trade count declined by 25.9%, from 27 deals to 20.

While, FGSUK2031S4 recorded the largest volume of 16,000 units, valued at ₦14,069,620.85, FGSUK2032S5 posted 27 units worth ₦31,202.60.

PRICE ADJUSTMENT

The following securities were marked down during the week (as shown on the price adjustment table below):

S/N	Security	Closure Date	Last Close Price	Div	Bonus	EX-Div Price
1	Dangote Cement Plc	10/06/2025	N450.00	N30.00	Nil	N420.00
2	Japaul Gold & Ventures Plc	10/06/2025	N2.00	N0.04	Nil	N1.96
3	Industrial & Medical Gases Nig. Plc	10/06/2025	N33.64	N0.80	1 For 10	N32.91

Source: NGX, APT Research

SUSPENSION

In preparation for the delisting of the securities of Notore Chemical Industries Plc, trading in the shares of the Company was suspended during the course of the week on the Exchange.

NASD OTC MARKET REPORT, WEEK ENDED 13TH JUNE, 2025

PARAMETER	CURRENT		CHANGE (%)
DEALS EXECUTED	111	162	▼ 31.48
MARKET CAPITALIZATION (TRN)	₦1.96	₦1.96	▲ 0.07
NSI	3,341.22	3,338.81	▲ 0.07
VALUE TRADED	₦31,852,876	₦88,191,283	▼ 63.88
VOLUME TRADED	3,795,728	2,638,992	▲ 43.83

MARKET ACTIVITY

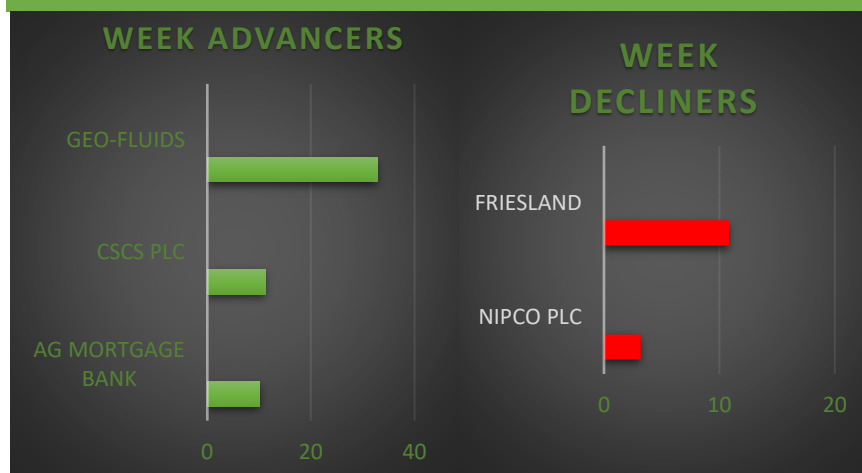
In a mixed trend, volume gained by 43.83% to record 3,795,728 units of share, while value plummeted 63.88% from ₦88,191,283 to post a turnover of ₦31,852,876, just as trade count fell 31.48% moving from 162 deals traded in the last session to 111.

INDEX MOVEMENT

The NASD Securities Index recorded a marginal appreciation of 0.07% to close at 3,341.22 points, finishing just a few ticks up from the previous record of 3,338.81. By the end of the session, Market Capitalization stood at ₦1.96 trillion.

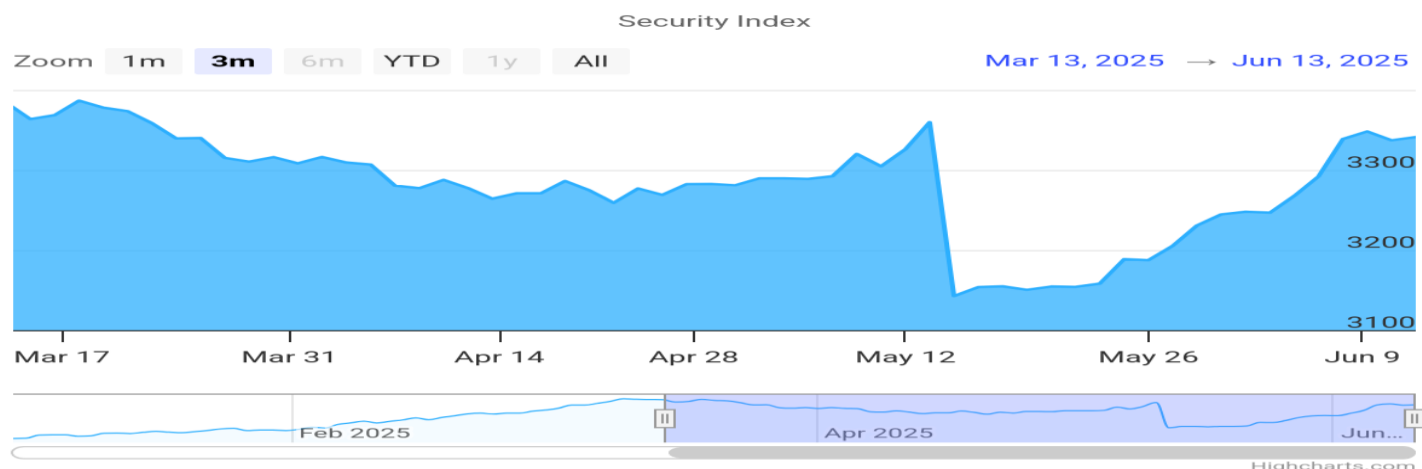
MOST TRADED BY VALUE AND VOLUME

FRIESLAND CAMPINA WAMCO PLC posted ₦17,095,403 to emerge as the top traded stock in terms of value, while IPWA PLC led by volume trading 3,003,242 units.



SYMBOL	VOLUME
IPWA PLC	3,003,242
CSCS PLC	392,524
FRIESLAND CAMPINA WAMCO	228,778

SYMBOL	VALUE (₦)
FRIESLAND CAMPINA WAMCO	17,095,403
CSCS PLC	11,151,369
IPWA PLC	1,501,621



Source: NGX, APT Research



Location is no longer a barrier..
Trade stocks from anywhere and let your spot be the trading floor..

APT e-Trade
An online stock trading portal

To commence online trading, get your easy guidelines..
Call: 08134589273, 08022291013, 08024033018
e-mail: info@aptsecurities.com

By: **APT Securities and Funds Ltd.**
Stocks, Bonds, Commodity, Derivatives
www.apsecurities.com

WEEKLY STOCK RECOMMENDATION

VALUATION AND FUNDAMENTAL METRICS

(Week Beginning 16th June, 2025)		Fundamentals (Annualized)				Trailing/Forecast		Price History		
	NM(%)	ROE(%)	EPS(₹)	P/E	CP(₹)	TP(₹)	UPP(%)	Y/High	Y/Low	Rating
FINANCIAL SERVICES – BANKING										
ACCESSCORP	75.8	19.8	19.5	1.15x	22.35	29.95	+34.00	28.90	18.00	BUY
JAIZBANK	30.0	51.8	0.70	4.27x	3.23	3.45	+6.38	3.65	1.95	HOLD
WEMABANK	102.6	49.0	32.1	0.33x	13.90	12.70	-8.63	15.10	5.80	HOLD
CONSTRUCTION/REAL ESTATE – REAL ESTATE INVESTMENT TRUSTS										
UPDCREIT	279.8	6.68	0.84	6.55x	6.00	6.90	+15.00	7.55	4.05	BUY
CONSUMER GOODS- HOUSEHOLD DURABLES										
VITAFOAM	22.1	42.1	10.0	3.75x	60.50	59.20	-2.15	64.80	17.30	HOLD
SERVICES – SUPPORT & LOGISTICS										
CILEASING	2.00	1.59	0.25	15.08x	4.65	4.80	+3.20	4.99	3.16	HOLD

NM- Net margin
ROE- Return on Equity
EPS- Earning per share

CP- Current Price
TP- Target Price
P/E- Price-to-Earnings

UPP-Upside Price Potential
Y/Low- Year low
Y/High- Year High

Source: Company's Financial Report, APT Research



DIVIDEND ANNOUNCEMENT

S/N	COMPANY (TICKER)	DIVIDEND	DIVIDEND YIELD (%)	BONUS	QUALIFICATION DATE	CLOSURE OF REGISTER	AGM DATE	PAYMENT DATE
1	BUACEMENT	₦2.05	2.20	Nil	8th Aug, 2025	15th August	28th August	29th Aug
2	DANGCEMENT	₦30	6.25	Nil	9th June, 2025	10th June	23rd June	23rd June
3	MECURE	₦0.15	1.20	Nil	18th Apr, 2025	25th April	TBA	TBA
4	NGXGROUP	₦2.00	6.06	Nil	13th Mar, 2025	14th March	TBA	TBA
5	NPF	₦0.15	7.89	Nil	28th May, 2025	29th May	19th June	19th June
6	CAP	₦2.40	5.11	Nil	18th Apr, 2025	21st April	TBA	TBA
7	ETRANZACT	12:50k	2.17	Nil	7th July, 2025	8th July	24th July	24th July
8	FIDSON	₦1.00	5.14	Nil	11th July, 2025	14th July	31st July	1st Aug
9	SUNUASSUR	₦0.10	1.74	Nil	30th May, 2025	2nd June	TBA	TBA
10	MANSARD	₦0.45	5.21	Nil	25th May, 2025	26th May	10th July	10th July
11	JBERGER	₦3.25	2.37	Nil	30th May, 2025	2nd June	19th June	20th June
12	BUAFOODS	₦13.00	3.11	Nil	21st Aug, 2025	22nd Aug	25 th Sept.	25 th Sept.
13	IMG	₦0.80	2.11	1 FOR 10	5th June, 2025	6th June	20th June	25th June
14	PRESCO	₦42.00	5.35	Nil	4th July, 2025	7th July	6th August	6th August
15	LIVINGTRUST	₦0.08	1.66	Nil	3rd July, 2025	4th July	17th July	21st July
16	SKYAVN	₦0.60	1.80	Nil	30th May, 2025	2nd June	26th June	26th June
17	BETAGLASS	₦2.95			17th June, 2025	18th June	TBA	26th June

Source: Company's Report, APT Research

CAVEAT:

This report is provided for information purposes only. Please note that it is neither an invitation nor a recommendation and must be construed solely as statements of opinion and not statements of fact. No warranty, express or implied, as to the accuracy, timeliness, completeness, merchantability or fitness for any particular purpose of any such recommendation or information is given or made by APT SECURITIES & FUNDS LTD in any form or manner whatsoever. Each recommendation or opinion must be weighed solely as one factor in any investment or other decision made by or on behalf of any user of the information contained herein and such user must accordingly make its own study and evaluation of each strategy/security that it may consider purchasing, holding or selling and should appoint his/her own investment or financial or other advisors to assist the user in reaching any decision. APT SECURITIES & FUNDS LTD will accept no responsibility of any nature in respect of any statement, opinion or recommendation contained in this document.