



Location is no longer a barrier.  
Trade stocks from anywhere and let your spot be the trading floor...



**APT e-Trade**  
An online stock trading portal  
By: APT Securities and Funds Ltd  
www.aptradingportal.com

# WEEKLY REPORT

## NGX MARKET REPORT FOR NOVEMBER 29TH, 2024

KEY MARKET STATISTICS	Wk48[29/11/24]	Wk47[22/11/24]	WTD Change
NGX-ASI	97,506.87	97,829.02	↓ 0.33%
Mkt Cap (₦ Trn)	59.107	59.292	↓ 0.31%
Volume (Bn)	3.194	1.952	↑ 63.63%
Mkt Turnover (₦ Bn)	54.850	35.864	↑ 52.94%
No of Deals	45,112	48,553	↓ 7.09%

KEY ECONOMIC INDICATORS	
INFLATION (OCT.)	33.88
MPR	27.50
GDP (Q3-2024)	3.46
PMI (OCTOBER)	49.6

In the week concluded, market recorded a turnover of 3.194 billion shares worth ₦54.850 billion in 45,112 deals. This is in contrast to the previous week total of 1.952 billion shares valued at ₦35.864 billion, traded in 48,553 deals.

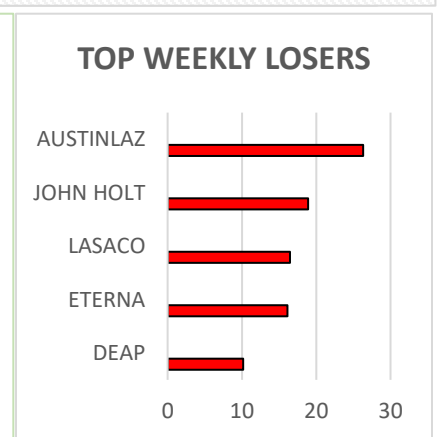
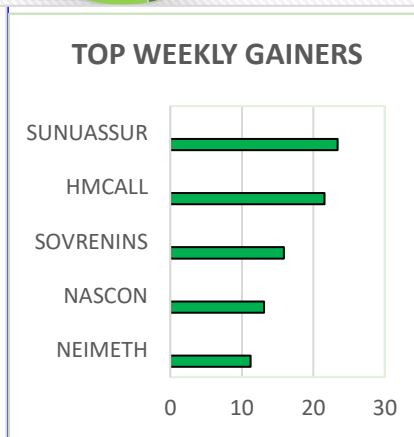
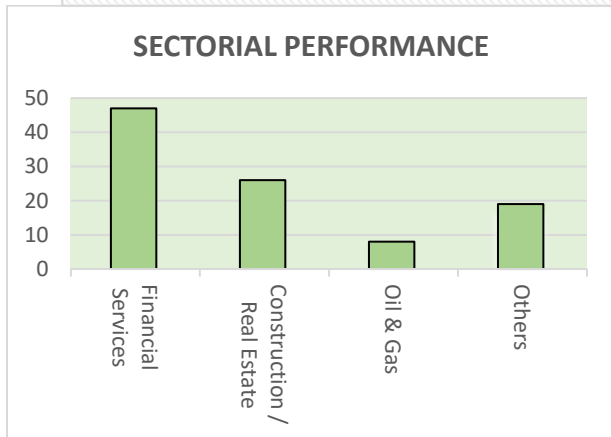
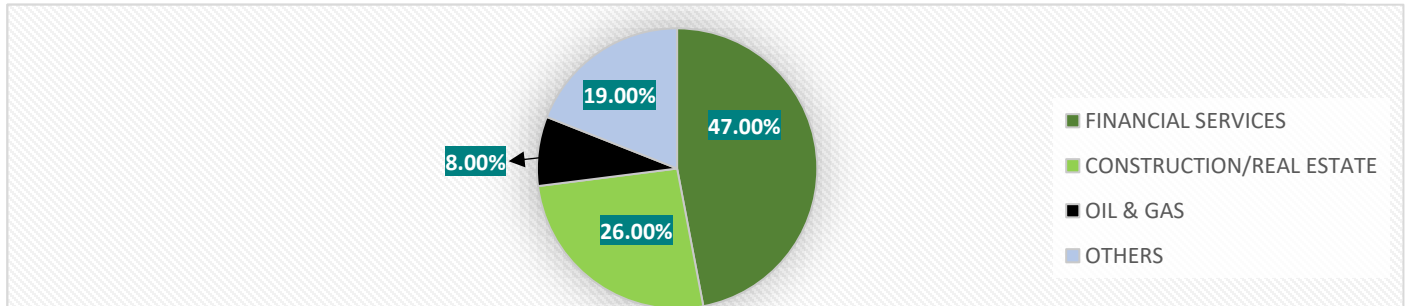
Still in dominance is the Financial Services Industry leading (in terms of volume) on the activity chart with 1.509 billion shares worth N26.904 billion, traded in 20,357 deals; thus contributing 47.25% and 49.05% to the total equity turnover volume and value respectively. Trailing the Financial Services Industry is the Construction/Real Estate Industry with 839.945 million shares worth ₦4.806 billion transacted in 1,399 deals while the Oil and Gas Industry, came third with a turnover of 256.445 million shares worth ₦13.307 billion in 6,313 deals.

At the end, Haldane McCall Plc, FBN Holdings Plc and Japaul Gold and Ventures Plc emerged as the three top traded equities (measured by volume) accounting for 1.587 billion shares worth ₦19.797 billion in 3,632 deals, thus contributing 49.69% and 36.09% to the total equity turnover volume and value respectively.

### INDEX MOVEMENT

In a downturn from previous week gain, NGX All Share Index and market capitalization depreciated by 0.33% and 0.31% respectively to close the week at 97,506.87 points and ₦59.107 trillion respectively. Likewise, other indices finished lower with the exception of NGX Growth, NGX Insurance, NGX AFR Div. Yield, NGX Lotus II and NGX Industrial Goods; which declined by 5.59%, 1.23%, 0.84% 0.99% and 0.62% respectively, while the NGX ASeM Index closed flat.

### DISTRIBUTION OF VOLUME TRADED



## SUMMARY OF PRICE CHANGES

Market breadth contracted with thirty-two equities appreciating in price, lower than fifty-two in the previous week, while forty-six depreciated in price, higher than previous week thirty-three; just as seventy-five equities remained unchanged higher than sixty-eight recorded in the previous week.

### MOST TRADED BY VALUE

SYMBOL	VALUE (₦)
FBNH	14,603,582,593.50
SEPLAT	7,820,900,362.10
HMCALL	4,707,639,056.75
UBA	3,270,896,190.70
WAPCO	2,992,321,185.70

### MOST TRADED BY VOLUME

SYMBOL	VOLUME
HMCALL	808,556,012
FBNH	574,639,011
JAPAUFGOLD	203,842,769
TANTALIZER	140,583,473
GUINEAINS	103,008,657

## NASD OTC MARKET REPORT FOR NOVEMBER 29TH, 2024

In the week just concluded, volume and value surged by 14.00% and 36.14% respectively, inspite of the 25.32% fall in transaction counts. A total of 6,372,281 shares worth ₦32,971,884 in 59 deals were traded against 5,589,542 shares worth ₦24,218,517 in 79 deals exchanged in the previous week.

PARAMETER	CURRENT	% CHANGE
DEALS EXECUTED	59	▼ 25.32
MARKET CAPITALIZATION (Tn)	₦1.06	▲ 0.26
NSI	3,016.66	▲ 0.26
VALUE TRADED	₦32,971,884	▲ 36.14
VOLUME TRADED	6,372,281	▲ 14.00

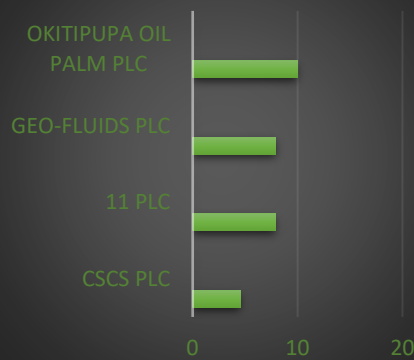
## INDEX MOVEMENT

NASD Securities Index (NSI) and market cap appreciated by 0.26% to record 3,016.66 points and ₦1.06 Trillion respectively. This is in contrast to the previous week Index value of 3,008.94 points and ₦1.05 Trillion Market Cap.

## MOST TRADED BY VALUE AND VOLUME

While GEO-FLUIDS PLC emerged as the most traded stock by volume with 2,125,400 units of shares traded, FRIESLAND CAMPINA WAMCO PLC dominated in terms of value trading 382,800 units of shares worth ₦16,526,536.

### WEEK ADVANCERS



### WEEK DECLINERS



SYMBOL	VOLUME
GEO-FLUIDS PLC	2,125,400
FIRST TRUST M/BANK PLC	1,411,782
ACORN PETROLEUM	1,250,200

SYMBOL	VALUE (₦)
FRIESLAND CAMP. W. PLC	16,526,536
GEO-FLUIDS PLC	8,304,220
11 PLC	2,297,040

### CAVEAT:

This report is provided for information purposes only. It is not a recommendation to buy, sell or otherwise deal in any security mentioned herein.