



WEEKLY REPORT

NGX MARKET REPORT FOR OCTOBER 18TH, 2024

KEY MARKET STATISTICS	Wk42[18/10/24]	Wk41[11/10/24]	WTD Change
NGX-ASI	98,070.28	97,606.63	↑ 0.48%
Mkt Cap (₦ Trn)	59,425	56,088	↑ 5.95%
Volume (Bn)	1.447	2.966	↓ 51.70%
Mkt Turnover (₦ Bn)	73,889	31,508	↑ 134.5%
No of Deals	39,546	42,482	↓ 6.91%

KEY ECONOMIC INDICATORS	
INFLATION	32.70
MPR	27.25
GDP (Q2-2024)	3.19
PMI (SEPTEMBER)	50.5

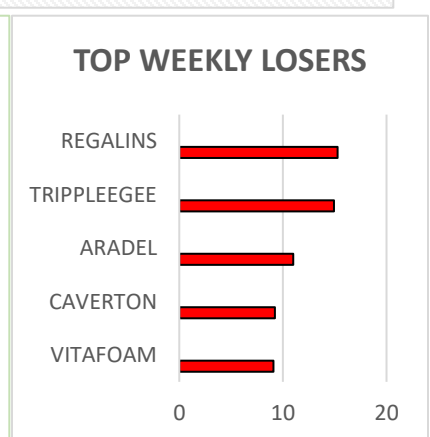
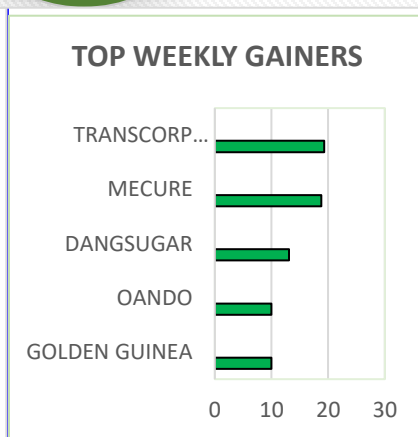
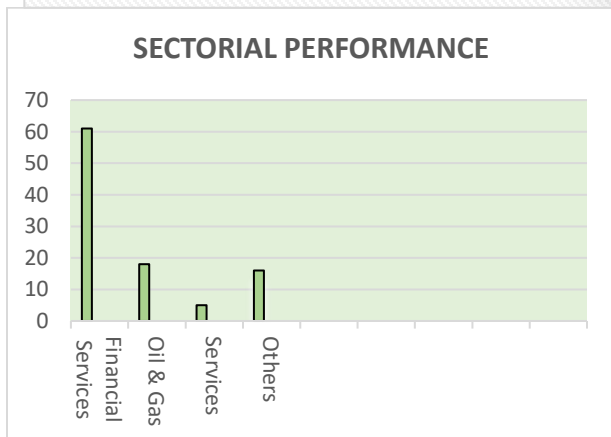
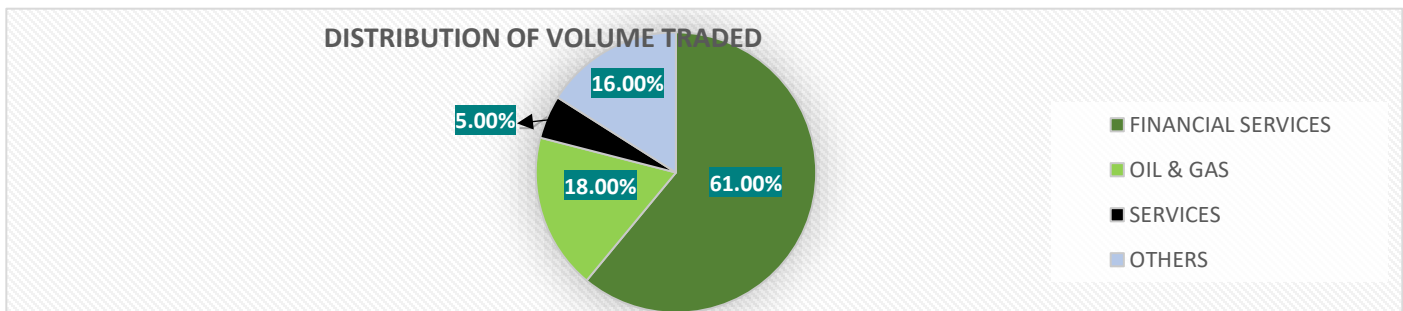
The market sustained its upward trend in the week just concluded, recording a turnover of 1.447 billion shares worth ₦73.889 billion in 39,546 deals. This is in contrast to the previous week total of 2.966 billion shares valued at ₦31.508 billion, traded in 42482 deals.

Once again, the Financial Services Industry led by volume on the activity chart with 886.971 million shares worth N16.943 billion traded in 17,045 deals; thus contributing 61.31% and 22.93% to the total equity turnover volume and value respectively. In second position is the Oil and Gas Industry with 257.578 million shares worth ₦52.067 billion transacted in 9,798 deals while the Service Industry, came third with a turnover of 69.620 million shares worth ₦330.878 million in 2,069 deals.

Japaul gold and Ventures Plc, United Bank for Africa Plc and Zenith Bank Plc were the three top traded equities (in terms of volume) accounting for 420.318 million shares worth N8.417 billion in 5,146 deals, thus contributing 29.05% and 11.39% to the total equity turnover volume and value respectively.

INDEX MOVEMENT

The NGX All Share Index and market capitalization appreciated by 0.48% and 5.95% to close the week 98,070.28 and N59.425 trillion respectively. Likewise, other indices finished higher with the exception of NGX Insurance, NGX Consumer Goods, NGX Banking, NGX Meri Value, NGX Sovereign Bond and NGX AFR Bank Value. NGX ASeM Index closed flat.



SUMMARY OF PRICE CHANGES

Thirty-three equities appreciated in price during the week, higher than twenty-nine in the previous week, while forty-three depreciated in price, higher than previous week fifty-two; just as seventy-six equities remained unchanged.

MOST TRADED BY VALUE

SYMBOL	VALUE (₦)
ARADEL	41,298,625,821.20
SEPLAT	6,768,510,917.40
ZENITH	4,652,722,702.80
OANDO	3,377,083,663.15
GTCO	2,848,409,764.70

MOST TRADED BY VOLUME

SYMBOL	VOLUME
JAPAUFGOLD	161,994,833
UBA	134,294,867
ZENITH	124,028,147
ACCESSCORP	110,199,613
STERLINGNG	77,170,137

NASD OTC MARKET REPORT FOR OCTOBER 18TH, 2024

A bearish sentiment dominated the market in the week as volume and value declined significantly by 97.86% and 99.80% respectively. Same goes for number of deals; which declined by 89.02%. In the week, 14,854,574 shares worth ₦84,071,243 in 144 deals were traded against 693,174,744 shares worth ₦42,596,184,065 in 1,311 deal exchanged in the previous week.

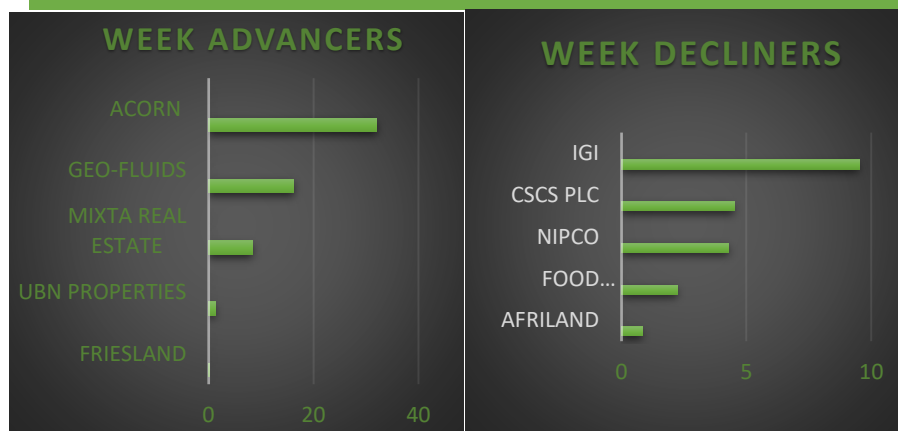
PARAMETER	CURRENT	% CHANGE
DEALS EXECUTED	144	▼ 89.02
MARKET CAPITALIZATION (Tn)	₦1.05	▼ 73.92
NSI	2,983.55	▼ 0.18
VALUE TRADED	₦84,071,243	▼ 99.80
VOLUME TRADED	14,854,574	▼ 97.86

INDEX MOVEMENT

NASD Securities Index (NSI) and market cap declined by 0.18% and 73.92% to record 2,983.55 points and ₦1.05Trillion respectively. This is in contrast to the previous week 2,989.0 points and ₦4.01Trillion market cap

MOST TRADED BY VALUE AND VOLUME

GEO-FLUIDS PLC emerged as the most traded stock by volume and value trading 10,605,270 units of shares, worth ₦43,943,013 in 36 deals.



SYMBOL	VOLUME
GEO-FLUIDS PLC	10,605,270
ACORN PETROLEUM	2,622,370
CSCS PLC	763,365

SYMBOL	VALUE (₦)
GEO-FLUIDS PLC	43,943,013
CSCS PLC	16,592,510
NIPCO PLC	9,243,867

CAVEAT:

This report is provided for information purposes only. It is not a recommendation to buy, sell or otherwise deal in any security mentioned herein.